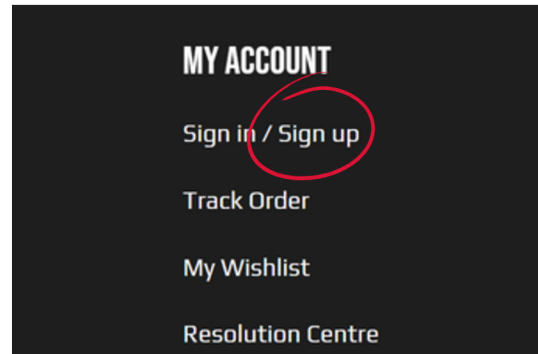



To help speed things up – and to give you full control over what you'd like to include or adjust for your insurance claim – you can generate your own quotes anytime through our online system. It's quick and easy to do.

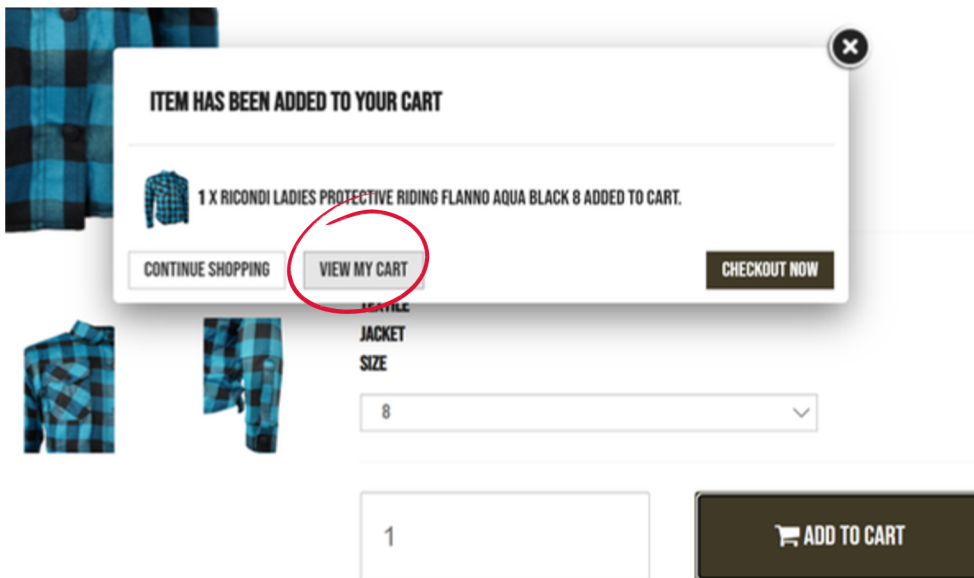
Here's how:

- 1 Create or log in to your free account (Click "Pit Crew Register" at the top of the page, or "Sign Up" in the Account footer.) https://www.raceandroad.com.au/_myacct/login



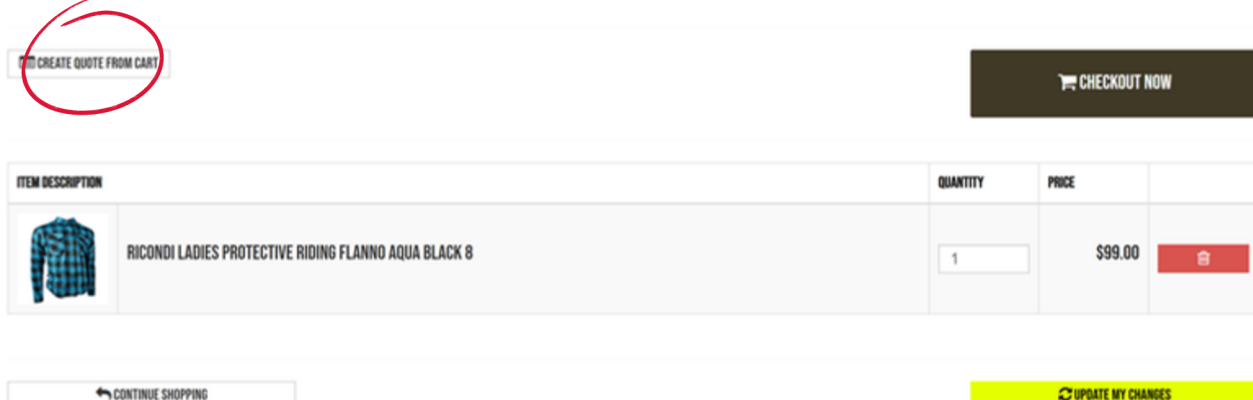
- 2 Search for the product/s required and add to your cart.

- 3 After adding your products, Click "VIEW CART"



- 4 At the top left, you'll see "Create Quote From Cart" – click that.

SHOPPING CART



5

A Checkout page will appear. On the left-hand side, simply enter the details you'd like to appear on your quote. Once done, tick the "I have read the T&Cs" box at the bottom, then click the big blue "Confirm & Process Quote" button. You will receive a quote confirmation straight away.

A: Checkout page

B: Your Quote confirmation

C: Click Print

Need a PDF to email instead?
Simply click the 'Destination' drop-down menu to change your printer destination to PDF and save the file on your PC.

6

Your quote will be saved to your account instantly, and you can also view, update, print it anytime by logging into your account and selecting "Quotes". You can always contact our helpful team on 1300 100 009 to assist you with anything else you need.



MY QUOTES

QUOTE ID	DATE QUOTED	SALES PERSON	GRAND TOTAL	PRINT
N15588	8 DEC 2025		\$99.00	